

Which roof style suits your home best?



Terracotta & Concrete



Terracotta & Concrete




Asphalt Shingles



Natural Slate



Diamond Slate



WRC Shakes & Shingles



Terracotta Plain Tile

- ***Slate & Shingle Roofing***
- ***Terracotta & Concrete Tiles***
- ***Galv, Z/Al & Colorbond***
- ***Lead and Copper Work***
- ***Ornamental Sheetmetal***
- ***Repairs & Restoration***




**SLATES &
SHINGLES**
ROOFING SERVICE

Builders Lic. 10965

Where roofing is an artform . . . backed by experience.

Natural slate roofing . . . no equal in appearance or performance.



. . . tested and proven by time.

Natural slate roofing . . . no equal in appearance or performance.

One of the oldest forms of roofing ...

Slate roofs can be expected to last over 100 years - often longer than the life of the building. This is true even in the marine environment.

Each slate is colour stable, each with it's own unique character and texture formed by nature.

Most slate quarries offer a **75 year guarantee.**

Roof slating is a craft, and only those experienced in this work should install or repair a slate roof.

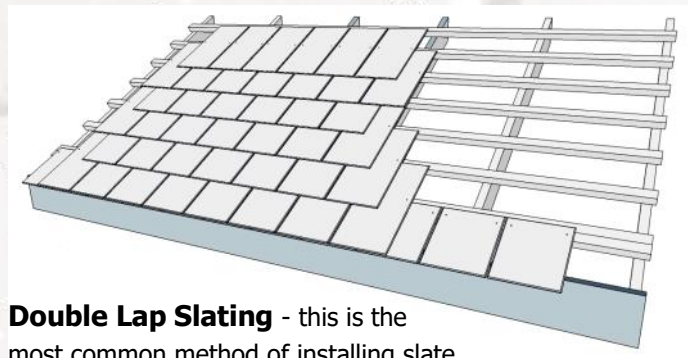
Min Pitch: 18° (with sarking) Max Pitch: Vertical
For flatter pitches use a zincalume flat sheet under -roof - please contact us for information.

Slate Size: 500x250mm - most common size for double lap
400x400mm - most common size for diamonds

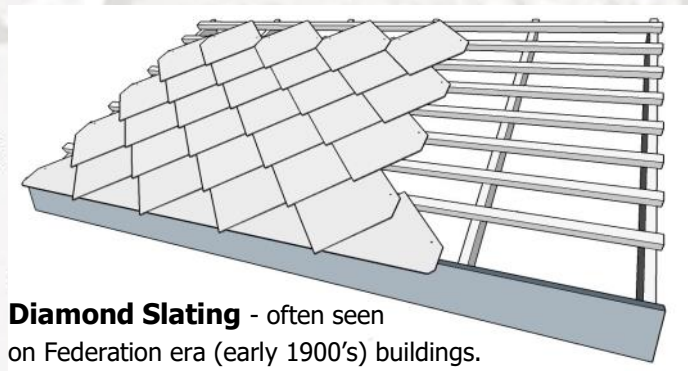
Mass per m²: 29.8 kg - Welsh and Spanish (slate only) Thickness: 5-6mm
37.2 kg - Brazilian Black Pompeu Thickness: 6-7mm
14.4 kg - Brazilian Grey/Green diamonds Thickness: 5-6mm

Fascia Setup: slate thickness + batten height

Ridge / Hip Capping: Slate, conc & terracotta, lead and roll-top colorbond or galv/zincalume



Double Lap Slating - this is the most common method of installing slate. Special feature roofing can be done with this method which are not possible with single lap roofing.



Diamond Slating - often seen on Federation era (early 1900's) buildings. Installed using the single lap method. Often used with terracotta ridge / hip capping.




Welsh Penrhyn Purple Slate



Spanish Cupa R4 Slate



Brazilian Black Pompeu Slate



Brazilian Grey/Green Slate

. . . tested and proven by time.

Asphalt shingles ... a stunning street appeal.



Copper Cladding & Roofing



... one of the most popular roofing materials in the world.

Asphalt shingles ... a stunning street appeal.

A complete roofing system ...

The entire roof structure is 100% braced by a plywood substrate. A solid, lightweight roof system.

Each fibre-glass mat based asphalt shingle is coated with colour stable mineral granules which adds colour and assists in the Class A fire resistance rating.

Not affected by salt water, acids or alkalines.

Manufacturer's pro-rata **40 year guarantee.**

Min Pitch: 10° - 18° (with Winterguard underlay) over 18° use 'Roofers Select' underlay

Shingle Size: 'Highland Slate' style 915x455mm
tab size 203 H x 215 W
'Landmark' style laminated shingle -
915x305mm - 127mm wide rows

Mass per m²: 18.6 kg - shingles + 12mm thick plywood


20.4 kg - shingles + 15mm thick plywood

Fascia Setup: level with the top of the rafter, or if using purlins and the purlin height

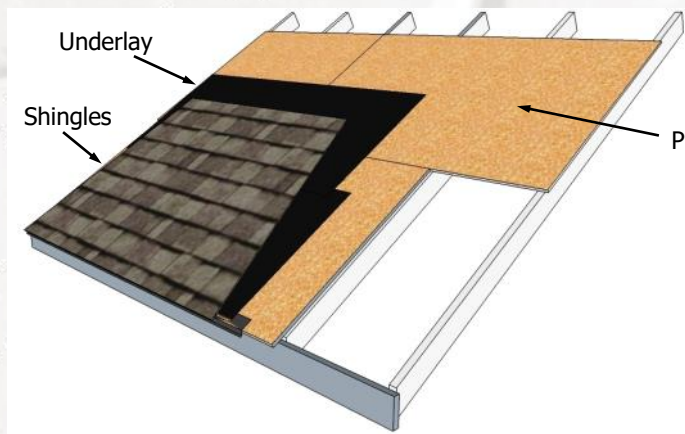
Ridge / Hip Capping: matching shingles



Highland Slate - Black Granite colour



Landmark - Weathered Wood colour

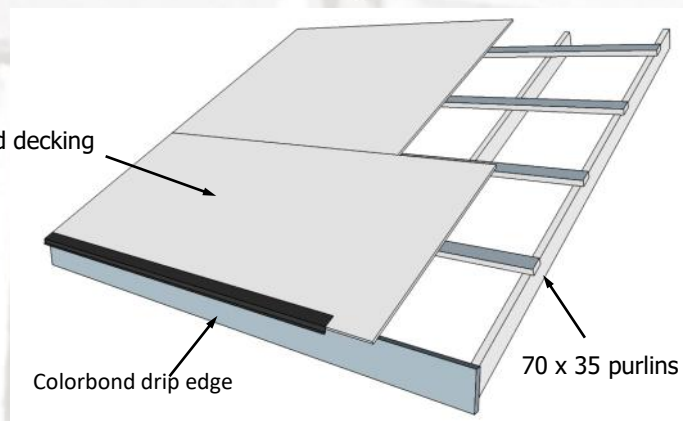


Plywood fixed directly to the rafters ...

With this method, the rafters must be installed at 600mm centres **exactly** to get maximum use of the plywood sheets.

The plywood used is 15mm thick CD exterior grade (waterproof glue line) plywood fixed at 150mm centres at the edges and 300mm centres in the middle of the sheet.

Overhang the plywood 30mm into the gutter.



Plywood fixed to purlins ...

Rafter spacing can be up to 1200mm centres.

Use 70 x 35 purlins @ 400mm centres for 12mm thick plywood or @ 600mm centres for 15mm thick.

With this method it is not as critical to ensure the rafters are accurately placed to ensure minimal plywood sheet waste.

... one of the most popular roofing materials in the world.



MARSEILLE

Classic French Style



The Marseille tile offers versatility and simplicity in a classic style ceramic roof tile.

The combination of its sharp clean lines and natural clay colour palette result in a roof tile with a timeless look and unmistakable style.

Offering the colour longevity, strength, and durability of ceramics, the Marseille is ideal for homes of distinction.


Minimum Pitch: 15° (with sarking)

Mass per m²: 40.0kg (tile only)

Fascia Setup: 25mm + batten height



Roja




Jaspee Roja



Burnt Ochre



Truffle



Slate



Caviar



PLANUM

Simple, refined elegance




Planum creates a look of simplicity and elegance with contemporary colour options developed to complement the sleek, refined shape of the tile.

Minimum Pitch: 15° (with sarking)

Mass per m²: 40.7kg (tile only)

Fascia Setup: 25mm + batten height




Turrón



Wallaroo




Truffle




Cocoa



Roja



Slate



Caviar



VISUM

Interlocking Style



The Visum is ideal for traditional country estate style and heritage buildings.

Featuring a truly revolutionary interlocking design, the Visum has been designed to replicate smaller slate and clay tiles without the associated costs.

Introduced with a 20 year patent, the Visum provides an affordable alternative for those desiring a shingle roof.

Industry leading technology enables each tile to be coloured individually with realistic pitting on the tiles surface for authenticity. Featuring a slim 9mm nose, the Visum achieves ultra flat laying for the ultimate shingle and slate appearance.

Minimum Pitch: 23° (with sarking)

Mass per m²: 45.8 kg (tile only)

Fascia Setup: 25mm + batten height




Old England



Russet



Vermont



Idella Grey



Slate



CURVADO

Distinctive European Style



The Curvado range captures a look of grandeur with a distinctively European style.

A roof tile conceived to satisfy the needs and preferences of building professionals, the Curvado offers a variety of features which guarantee enduring popularity with home builders seeking a European style.

Manufactured from the highest quality ceramic materials, the Curvado incorporates a modern interlocking design which replicates the traditional pan and cover tile that has been a hallmark of European and Mediterranean architecture for centuries.

Minimum Pitch: 15° (with sarking)
Mass per m²: 44.5 kg (tile only)
Fascia Setup: 25mm + batten height



Roja




Jaspee Roja



Marron



Castell



Aitana



Lucentum



Mediterreana



Hispania



Galia



Slate



Tossal



CURVADO Glazed

Reflect Your Character



For a bold, eye catching tile in colours designed to reflect your character, use the Curvado Glazed range.

A roof tile conceived to satisfy the needs and preferences of building professionals, the Curvado Glazed tile has a variety of features which guarantee enduring popularity with home builders seeking a European style.

Manufactured from the highest quality ceramic materials, the Curvado incorporates a modern interlocking design which replicates the traditional pan and cover tile that has been a hallmark of European and Mediterranean architecture for centuries.

Minimum Pitch: 15° (with sarking)

Mass per m²: 44.5 kg (tile only)

Fascia Setup: 25mm + batten height



Trans Hispania



Honey



Trans Roja



Asul



Asul Cobalto



Carmine



Olive Green



Bottle Green



Conac



Black



White



PRESTIGE

Smooth & Striated

A touch of class



The Prestige Smooth finish range captures the finesse and style of contemporary living with a sleek, flat profile.

The same 5 colour range is also available in the Striated finish.

The Prestige Striated is a premium product that provides an option for creative home builders seeking a touch of class to complement prestigious projects.

Minimum Pitch: 20° (with sarking)

Mass per m²: 55.3 kg (tile only)

Fascia Setup: 25mm + batten height




Smooth - Bone




Smooth - Bark



Smooth - Ivory Coast



Smooth - Savana



Smooth - Rhino



Striated - Savana



TRADITIONAL

Timeless and enduring



One of the most popular profiles used on Australian homes.

The Traditional profile concrete tile has a range of seven colours which have enjoyed continual popularity and appeal over the years.

Minimum Pitch: 15° (with sarking)

Mass per m²: 50.2 kg (tile only)

Fascia Setup: 25mm + batten height




Firefox



Wallaroo




Bark



Ivory Coast



Sunrise



Savana



Rhino




Burnt Ochre




Slate



VISUM - Vermont



Savana



Smooth - Rhino



Striated - Savana



Bed and pointed verges ... a neat, clean finish

We always use a mortar bed and pointing to finish off our barges. This is one of the areas of a roof most affected by high winds and bad weather conditions.

The extra cost of doing this is offset by the saving of not having to get the carpenter to install a scribe board.



Trans Roja



Lead and copper work, gutters and downpipes (still soldered as needed). Ornamental sheetmetal work and cupolas etc, gutter guard.



Lead Cladding & Roofing



Rainheads

CLIENT SERVICES PROFILE

Since August 1974 we have imported, marketed and supplied a range of high quality roofing materials to the building industry.

We are committed to providing a service, still done the same way the old craftsmen would do it, so that the finished product will perform to time proven expectations.

Some of our products have a life expectancy of well in excess of 100 years.

With our experience, you can be assured you will get the care and attention that your roof needs.



**SLATES &
SHINGLES**
ROOFING SERVICE

5/1 Donegal Road LONSDALE SA 5160

Ph: 0408 015 715 **Fax:** 08 8186 3612

Email: lance@slatesandshinglesroofing.com

Web: www.slatesandshinglesroofing.com